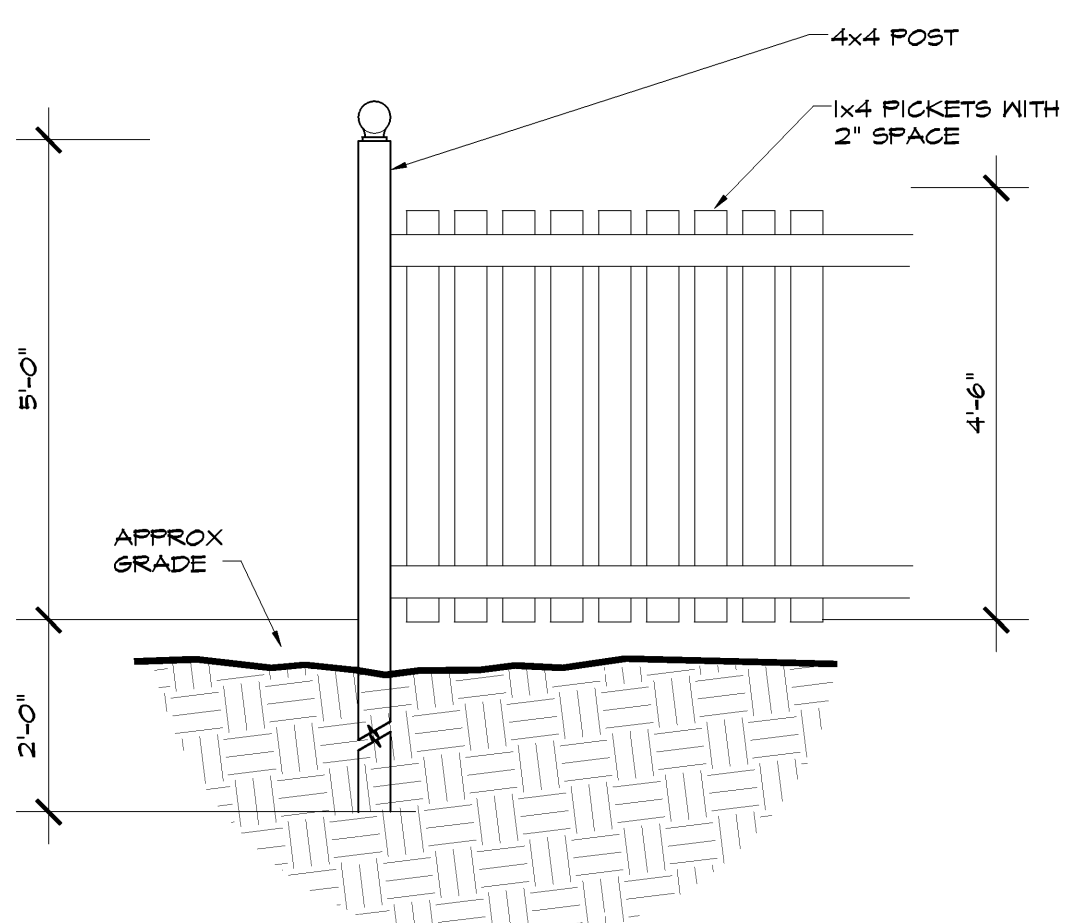


MARK	SIZE	STYLE	TYPE	HARDWARE	NOTES
1	3'-0"x6'-8x1 3/4	6 PANEL W/ TRANSOM	METAL INSULATED	12,3,5,B	
2	3'-0"x6'-8x1 3/4	SINGLE LITE W/ TRANSOM	METAL INSULATED	12,3,5,B	
3	(2)3'-0"x6'-8x1 3/4	SINGLE LITE W/ TRANSOM	METAL INSULATED	12,3,5,B,9,10	
4	2'-10"x6'-8x1 3/8	6 PANEL	MASONITE	14,B	
5	2'-10"x6'-8x1 3/8	6 PANEL	MASONITE	13,B	
6	2'-8"x6'-8x1 3/8	6 PANEL	MASONITE	13,B	
7	2'-6"x6'-8x1 3/8	6 PANEL	MASONITE	13,B	
8	3'-0"x6'-8x1 3/8	LOUVER BI-FOLD	WOOD	14	
9	3'-0"x6'-8x1 3/8	LOUVER BI-FOLD	WOOD	14	
10	2'-8"x6'-8x1 3/8	6 PANEL	METAL INSULATED	12,3,5,B	

- ### HARDWARE KEY
- 1 1/2 PAIR BUTT HINGES (EACH)
 - WEATHERSTRIP & THRESHOLD
 - PASSAGE LEVER
 - PRIVACY LEVER
 - ONE CYLINDER LOCK WITH 1" THROW
 -
 -
 - WALL STOP OR OVERHEAD STOP
 - FLUSH BOLTS
 - DUMMY LEVERS
 - MANUFACTURER'S STANDARD HARDWARE, LOCK, WEATHERSTRIP
 - SPRING HINGES
 - 2 PAIR BUTT HINGES EACH
 - PULLS



FENCE DETAILS (ALL EXPOSED PT PINE)

GENERAL NOTES

- PROVIDE ADDRESS NUMBERS TO CODE.
- REFER TO CIVIL ENGINEERING BY OTHERS.
- ALL WINDOWS WHITE ALUMINUM SINGLE HUNG. WINDOW GLAZING TO BE DOUBLE GLASS, LOW-E.
- 40 GALLON HOT WATER HEATER WITH EXPANSION TANK. TYPICAL
- ALL 2ND FLOOR WATER & SANITARY PIPING TO BE INSULATED.
- 2ND FLOOR EXHAUST FANS VENT TO OUTSIDE THRU SOFFIT
- USE APPROVED TREATED LUMBER AND FASTENERS AS RECOMMENDED BY LUMBER MANUF.
- SPRINKLER DOCUMENTATION BY OTHERS.

LEGEND

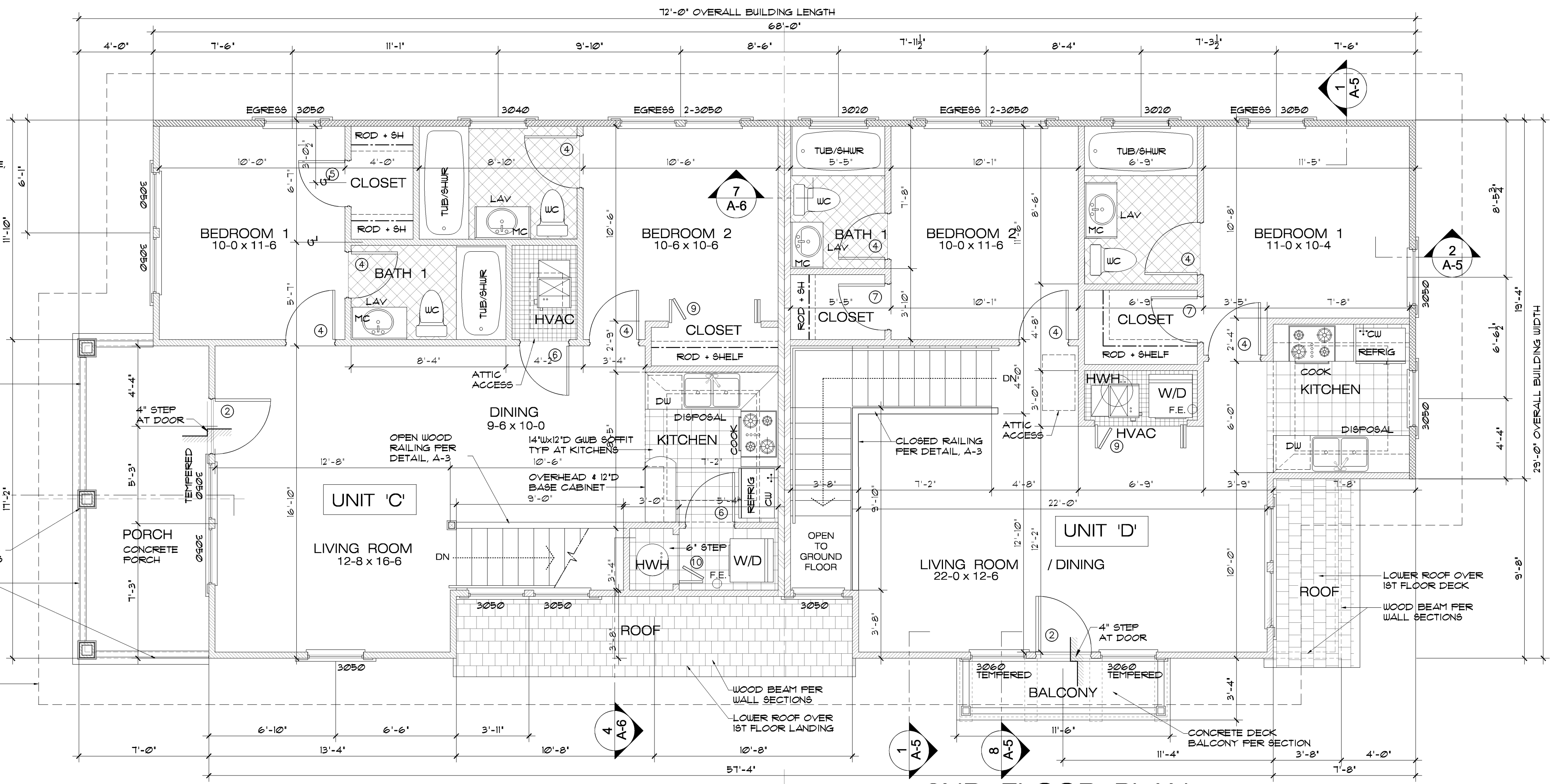
- 2x4 SFF No. 2 OR BETTER WOODSTUDS AT 16" O.C. FRAME WALL
- DENOTES ONE HOUR FIRE 'RATED' TENANT SEPARATION
- DENOTES ONE HOUR FIRE 'PROTECTED' EXTERIOR WALL (5/8" TYPE 'X' GYPSUM WALLBOARD AT INTERIOR SIDE)
- DENOTES SHEARWALL SEGMENT. REFER TO WIND LOAD PACKAGE PREPARED BY DRISCOLL ENGINEERING FOR SHEARWALL HOLDDOWN SPECIFICATIONS.

AREA CALCULATIONS

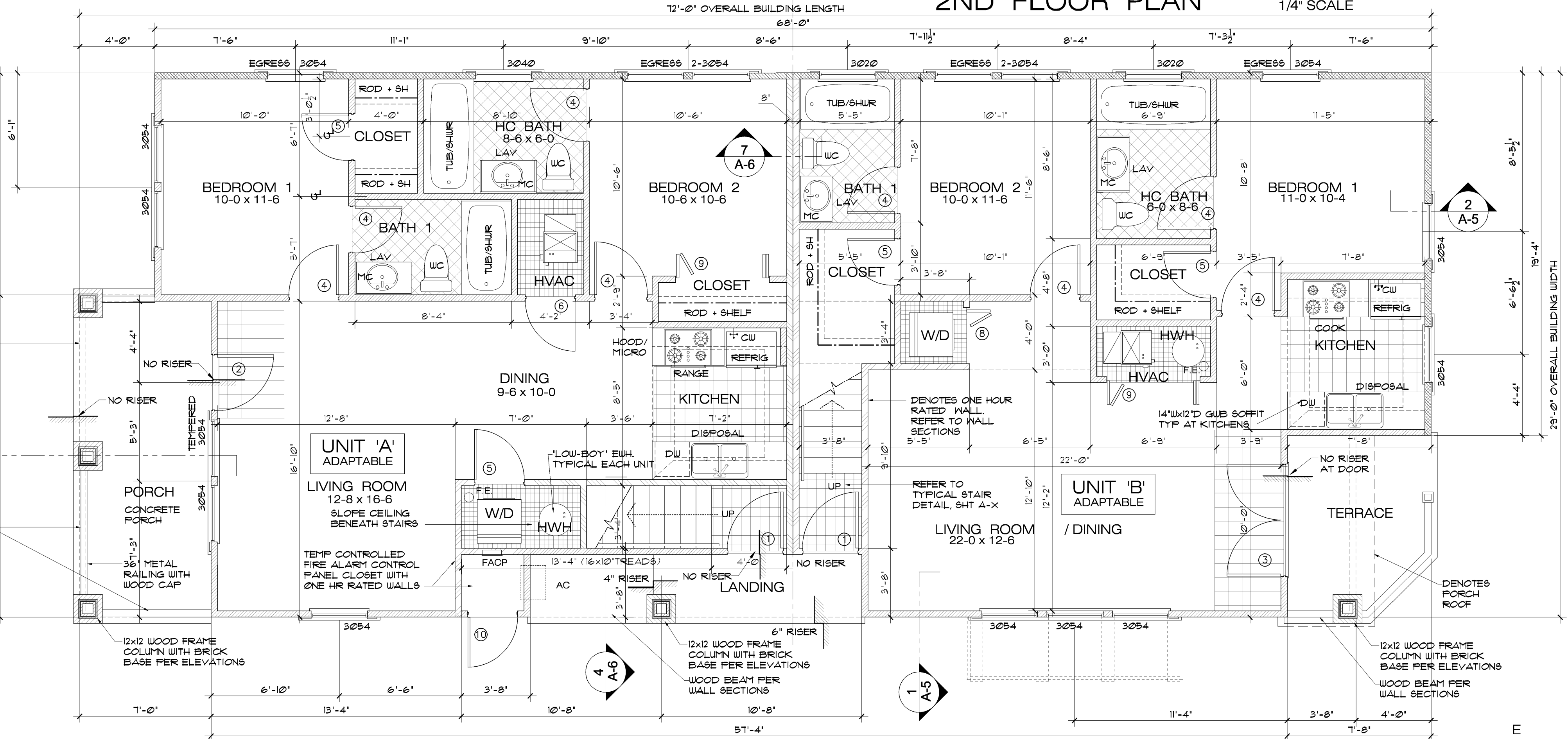
1ST FLOOR HVAC NORTH UNIT	876	SQ FT
SOUTH UNIT	831	
2ND FLOOR HVAC NORTH UNIT	876	
SOUTH UNIT	831	
TOTAL 1ST FLOOR HVAC AREA	1713	SQ FT
TOTAL 2ND FLOOR HVAC AREA	1713	
FIRST FLOOR PORCH NORTH UNIT	120	
SOUTH UNIT	36	
1ST FLOOR LANDING	72	
2ND FLOOR PORCHES NORTH UNIT	120	
SOUTH UNIT	NA	
TOTAL AREA PORCHES	348	
TOTAL AREA UNDER ROOF - 1ST FLOOR	2021	
TOTAL AREA UNDER ROOF - 2ND FLOOR	1893	
TOTAL BUILDING AREA UNDER ROOF	4242	SQ FT

CODE SUMMARY

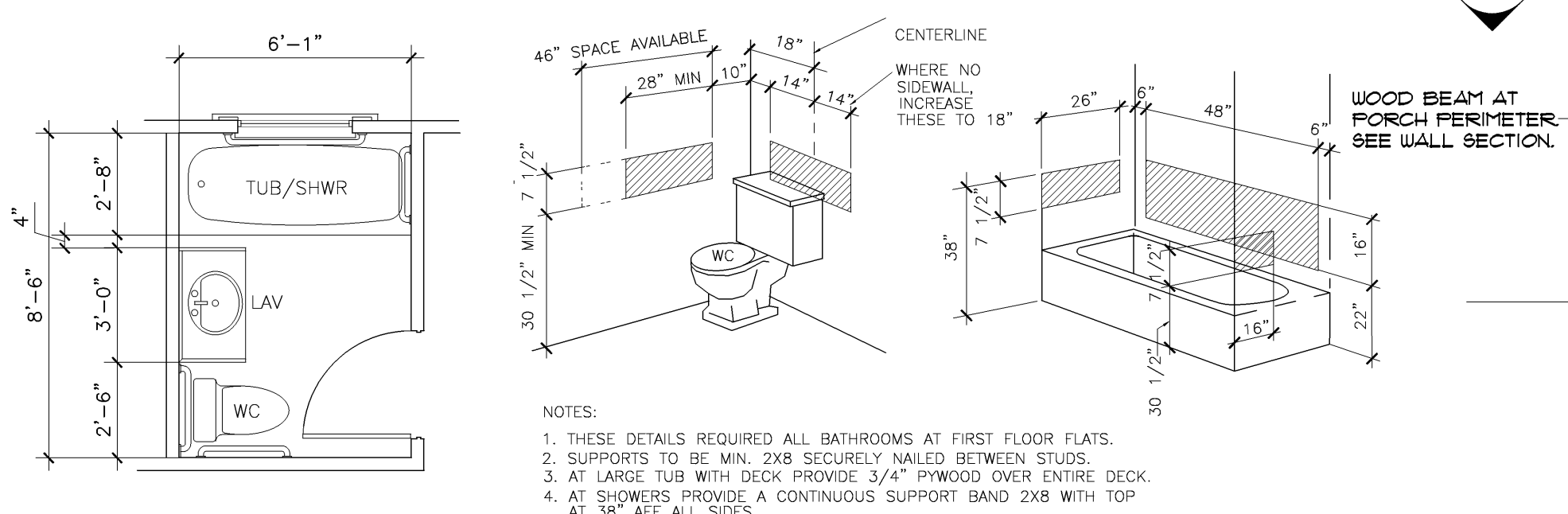
2004 FLORIDA BUILDING CODE
TYPE 'VB' CONSTRUCTION, SPRINKLERED, UNPROTECTED
OCCUPANCY R-2
OCCUPANCY LOAD 12 PERSONS/UNIT



2ND FLOOR PLAN 1/4" SCALE



1ST FLOOR PLAN 1/4" SCALE



HANDICAP BATHROOM PLAN MULTI-FAMILY UNIT BATHROOM GRAB-BAR BLOCKING DETAILS NO SCALE NTS

- NOTES:
- THESE DETAILS REQUIRED ALL BATHROOMS AT FIRST FLOOR FLATS.
 - SUPPORTS TO BE MIN. 2X8 SECURELY Nailed BETWEEN STUDS.
 - AT LARGE TUB WITH DECK PROVIDE 3/4" PLYWOOD OVER ENTIRE DECK.
 - AT SHOWERS PROVIDE A CONTINUOUS SUPPORT BAND 2X8 WITH TOP AT 38" AFF ALL SIDES.

NOTE: SEE STRUCTURAL CALCULATIONS UNDER SEPARATE COVER FOR SHEARWALLS, HOLDDOWNS, AND OTHER ATTACHMENT INFORMATION.